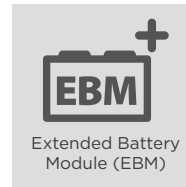
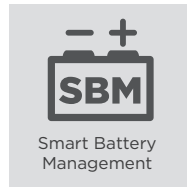
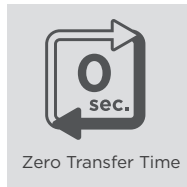



OLS1000E/OLS1500E
OLS2000E/OLS3000E



TRUSTWORTHY ONLINE UPS TO PROTECT IT EQUIPMENT



The high-quality online double-conversion UPS that offers the ideal power protection

Designed for office and data center applications, the Online S Series adopts double-conversion topology to provide seamless Pure Sine Wave output. The UPSs are compatible with generators to prolong power continuity. The products also adopt ECO Mode to help save on energy costs, Smart Battery Management (SBM) to extend battery lifespan, and multifunction LCD readout to display precise information. The power management software allows users to easily control and monitor the UPS system.

APPLICATION

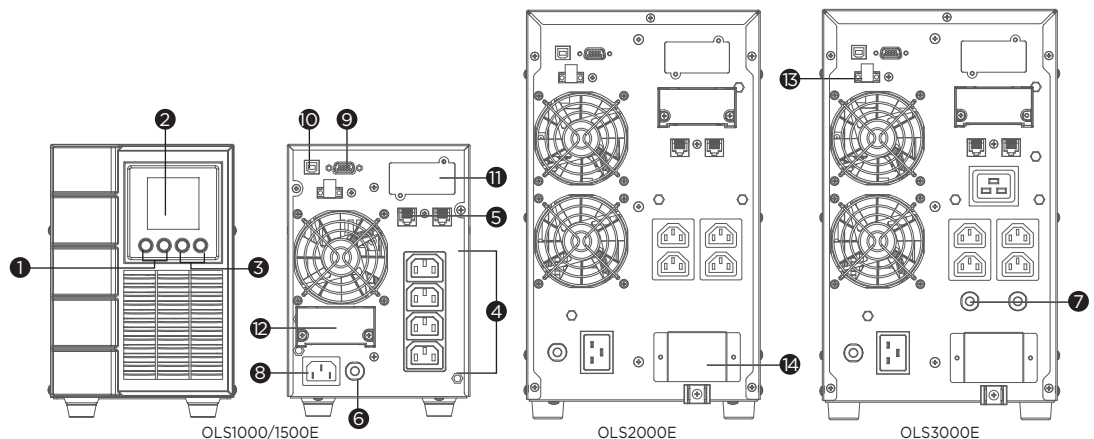
- SOHO Office
- Back Office
- Data Center
- Factory
- Train Station
- Office
- Server Room
- Supermarket
- Airport

SERIES FEATURES

- Online (Double Conversion) UPS Topology
- Generator Compatible
- Smart Battery Management (SBM)
- Phone/Fax/Modem/DSL/Network Protection
- Emergency Power Off (EPO) Port
- SNMP/HTTP Remote Management Capability (Optional)
- Energy Saving Technology
- Zero Transfer Time
- Extended Battery Module (EBM)
- LCD Status Display
- PowerPanel® Management Software

PRODUCT CALLOUTS

1. Power On/Off Switch
2. LCD Display Panel
3. Function Button(s)
4. Battery Backup & Surge Protected Outlets
5. Communication Protection Ports RJ11/RJ45
6. Input Circuit Breaker
7. Output Circuit Breaker
8. AC Inlet
9. Serial Port
10. USB Port
11. SNMP/HTTP Network Slot
12. Extended Battery Module Connector
13. EPO Port
14. Output Terminal Block





TECHNICAL SPECIFICATIONS

Model Name	OLS1000E	OLS1500E	OLS2000E	OLS3000E
General				
UPS Topology	Online Double Conversion	Online Double Conversion	Online Double Conversion	Online Double Conversion
Energy Saving Technology	Online ECO Mode Efficiency > 95%	Online ECO Mode Efficiency > 95%	Online ECO Mode Efficiency > 95%	Online ECO Mode Efficiency > 95%
Active PFC Compatibility	Yes	Yes	Yes	Yes
Input				
Generator Compatibility	Yes	Yes	Yes	Yes
Nominal Input Voltage (Vac)	230 ± 10%	230 ± 10%	230 ± 10%	230 ± 10%
Input Voltage Range (Vac)	160 - 300	160 - 300	160 - 300	190 - 300
Input Frequency (Hz)	50 ± 10, 60 ± 10	50 ± 10, 60 ± 10	50 ± 10, 60 ± 10	50 ± 10, 60 ± 10
Input Frequency Detection	Auto-sensing	Auto-sensing	Auto-sensing	Auto-sensing
Rated Input Current (A)	4.5	6.5	9	13.04
Input Power Factor	0.98	0.98	0.98	0.98
Input Connector Type	IEC C14	IEC C14	IEC C20	IEC C20
Output				
Capacity (VA)	1000	1500	2000	3000
Capacity (Watts)	900	1350	1800	2700
On Battery Waveform	Pure Sine Wave	Pure Sine Wave	Pure Sine Wave	Pure Sine Wave
On Battery Voltage(s) (Vac)	208 ± 1%, 220 ± 1%, 230 ± 1%, 240 ± 1%			
Output Voltage Setting	Configurable	Configurable	Configurable	Configurable
On Battery Frequency (Hz)	50 ± 0.5%, 60 ± 0.5%	50 ± 0.5%, 60 ± 0.5%	50 ± 0.5%, 60 ± 0.5%	50 ± 0.5%, 60 ± 0.5%
Output Frequency Setting	Configurable	Configurable	Configurable	Configurable
Power Factor	0.9	0.9	0.9	0.9
Overload Protection	Internal Current Limiting, Circuit Breaker, Fuse			
Overload Protection (Line Mode)	110-120% Load for 1 min, >120% Load Immediately			
Overload Protection (Battery Mode)	110-120% Load for 10 sec, >120% Load Immediately			
Overload Protection (Bypass Mode)	>130% Load Immediately	>130% Load Immediately	>130% Load Immediately	>130% Load Immediately
Harmonic Distortion (Linear Load)	THD < 3%	THD < 3%	THD < 3%	THD < 3%
Harmonic Distortion (Non-linear Load)	THD < 5%	THD < 5%	THD < 5%	THD < 5%
Outlet(s) - Total	4	4	5	6
Outlet Type	IEC C13 x 4	IEC C13 x 4	Hardwire Terminal Block x 1, IEC C13 x 4	IEC C19 x 1, Hardwire Terminal Block x 1, IEC C13 x 4
Outlet(s) - Battery & Surge Protected	4	4	4	5
Typical Transfer Time (ms)	0	0	0	0
Battery				
Runtime at Half Load (min)	15	14	15	14
Runtime at Full Load (min)	5	4	5	4
Typical Recharge Time (Hours)	5	5	5	5
Smart Battery Management (SBM)	Yes	Yes	Yes	Yes
User Replaceable	No	No	No	No
Battery Type	Sealed Lead-acid	Sealed Lead-acid	Sealed Lead-acid	Sealed Lead-acid
Extended Battery Module (EBM)	BPSE36V45A	BPSE36V45A	BPSE72V45A	BPSE72V45A
Max. EBM Quantity (pcs)	3	3	3	3
Surge Protection & Filtering				
Surge Suppression (Joules)	440	440	440	440
EMI/RFI Filtration	Yes	Yes	Yes	Yes
Phone/Network Protection RJ11/RJ45 (Combo)	1-in, 1-out	1-in, 1-out	1-in, 1-out	1-in, 1-out
Management & Communications				
LCD Panel	Yes	Yes	Yes	Yes
HID Compliant USB Port(s)	1	1	1	1
Serial Port	RS232	RS232	RS232	RS232
Emergency Power Off (EPO) Port	Yes	Yes	Yes	Yes
Power Management Software	PowerPanel® Business Edition	PowerPanel® Business Edition	PowerPanel® Business Edition	PowerPanel® Business Edition
SNMP/HTTP Remote Monitoring	Yes - with optional RMCARD205	Yes - with optional RMCARD205	Yes - with optional RMCARD205	Yes - with optional RMCARD205
Physical				
Form Factor	Tower	Tower	Tower	Tower
Physical Size - UPS Module				
Dimensions (WxHxD) (mm.)	151 x 225 x 394	151 x 225 x 394	196 x 337 x 416	196 x 337 x 416
Weight (kg.)	13.1	15.3	23.8	28.2
Environmental				
Operating Temperature (°C)	0 - 40	0 - 40	0 - 40	0 - 40
Operating Relative Humidity (Non-condensing) (%)	20 - 90	20 - 90	20 - 90	20 - 90
Online Thermal Dissipation (BTU/hr)	342	420	666	1126
Certifications				
Certifications*	CE, EAC, LOA, RCM, BIS	CE, EAC, LOA, RCM, BIS	CE, EAC, LOA, RCM, BIS	CE, EAC, LOA, RCM, BIS
RoHS	Yes	Yes	Yes	Yes

*Certifications may vary according to different regions. Visit www.cyberpower.com for more information.
#All specifications are subject to change without notice.