
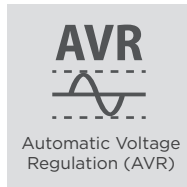

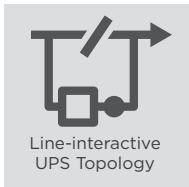


Value600E/Value800E/Value1000E
Value1200ELCD/Value1500ELCD/Value2200ELCD



LOCAL SOCKETS FOR SOHO APPLICATIONS



The GreenPower UPS providing trustworthy power protection with built-in Automatic Voltage Regulation for home and SOHO

Ideal for home, SOHO office, office and back office applications, the Value SOHO Series adopts line-interactive topology with Automatic Voltage Regulation (AVR) function to offer stabilized AC power output. This series features local sockets for connections with PCs, laptops, and printers, etc. The included RJ11/RJ45 port can provide data line protection against surge and spike. The products' power management software achieves real-time monitoring and configuration.

APPLICATION

- Home
- Office
- SOHO Office
- Back Office

SERIES FEATURES

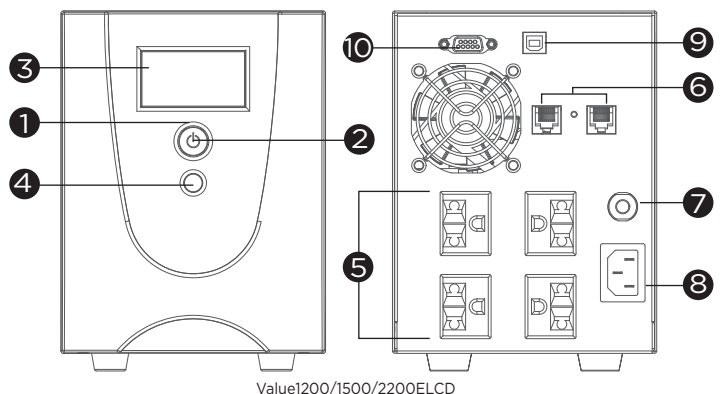
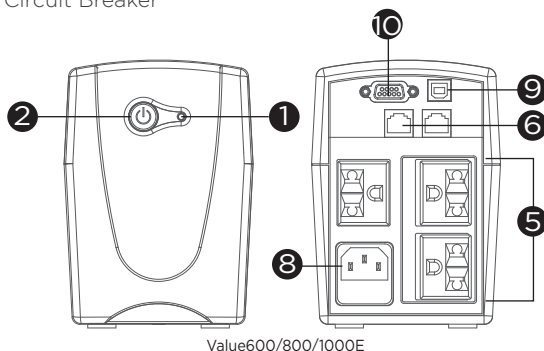
- Line-interactive UPS Topology
- Automatic Voltage Regulation (AVR)
- Surge and Spike Protection
- LCD Status Display*
- Tower Form Factor
- Energy Saving Technology
- Overload Protection
- Phone/Fax/Modem/DSL/Network Protection
- PowerPanel Management Software

*Selected Model(s)

PRODUCT CALLOUTS

1. Power On Indicator
2. Power On/Off Switch
3. LCD Display Panel
4. Function Button(s)
5. Battery Backup & Surge Protected Outlets
6. Communication Protection Ports RJ11/RJ45
7. Input Circuit Breaker

8. AC Inlet
9. USB Port
10. Serial Port





TECHNICAL SPECIFICATIONS

Model Name	Value600E	Value800E	Value1000E	Value1200ELCD	Value1500ELCD	Value2200ELCD
General						
UPS Topology	Line-interactive	Line-interactive	Line-interactive	Line-interactive	Line-interactive	Line-interactive
Energy Saving Technology	GreenPower UPS™ Bypass Technology					
Input						
Nominal Input Voltage (Vac)	230 ± 10%	230 ± 10%	230 ± 10%	230 ± 10%	230 ± 10%	230 ± 10%
Input Voltage Range (Vac)	165 - 280	165 - 280	165 - 280	165 - 280	165 - 280	165 - 280
Input Frequency (Hz)	50 ± 5, 60 ± 5	50 ± 5, 60 ± 5	50 ± 5, 60 ± 5	50 ± 5, 60 ± 5	50 ± 5, 60 ± 5	50 ± 5, 60 ± 5
Input Frequency Detection	Auto-sensing	Auto-sensing	Auto-sensing	Auto-sensing	Auto-sensing	Auto-sensing
Rated Input Current (A)	2.72	3.64	4.55	5.45	6.82	10
Input Connector Type	IEC C14	IEC C14	IEC C14	IEC C14	IEC C14	IEC C14
Output						
Capacity (VA)	600	800	1000	1200	1500	2200
Capacity (Watts)	360	480	550	720	900	1320
On Battery Waveform	Simulated Sine Wave	Simulated Sine Wave	Simulated Sine Wave	Simulated Sine Wave	Simulated Sine Wave	Simulated Sine Wave
On Battery Voltage(s) (Vac)	230 ± 10%	230 ± 10%	230 ± 10%	230 ± 10%	230 ± 10%	230 ± 10%
On Battery Frequency (Hz)	50 ± 1%, 60 ± 1%	50 ± 1%, 60 ± 1%	50 ± 1%, 60 ± 1%	50 ± 1%, 60 ± 1%	50 ± 1%, 60 ± 1%	50 ± 1%, 60 ± 1%
Automatic Voltage Regulation (AVR)	Single Boost, Single Buck					
Overload Protection	Fuse	Fuse	Fuse	Circuit Breaker	Circuit Breaker	Circuit Breaker
Outlet(s) - Total	3	3	3	4	4	4
Outlet Type	AS x 3	AS x 3	AS x 3	AS x 4	AS x 4	AS x 4
Outlet(s) - Battery & Surge Protected	3	3	3	4	4	4
Typical Transfer Time (ms)	4	4	4	4	4	4
Battery						
Runtime at Half Load (min)	8	7	7	8	10	7
Runtime at Full Load (min)	1	1	1	2	2	1
Typical Recharge Time (Hours)	8	8	8	8	8	8
User-replaceable	No	No	No	Yes	Yes	Yes
Battery Type	Sealed Lead-acid	Sealed Lead-acid	Sealed Lead-acid	Sealed Lead-acid	Sealed Lead-acid	Sealed Lead-acid
Replacement Battery Pack	-	-	-	RBPO084	RBPO085	RBPO086
RBP Quantity (pcs)	-	-	-	2	2	2
Surge Protection & Filtering						
Surge Suppression (Joules)	125	125	125	125	125	125
EMI/RFI Filtration	Yes	Yes	Yes	Yes	Yes	Yes
Phone/Network Protection RJ11/RJ45 (Combo)	1-in, 1-out	1-in, 1-out	1-in, 1-out	1-in, 1-out	1-in, 1-out	1-in, 1-out
Management & Communications						
LCD Panel	-	-	-	Yes	Yes	Yes
LED Indicators	Power On, Line Mode, Battery Mode, Low Battery			Power On		
HID Compliant USB Port(s)	1	1	1	1	1	1
Serial Port	RS232	RS232	RS232	RS232	RS232	RS232
Audible Alarms	Battery Mode, Low Battery, Overload, UPS Fault					
Power Management Software	PowerPanel® Personal Edition					
Physical						
Form Factor	Tower	Tower	Tower	Tower	Tower	Tower
Physical Size - UPS Module						
Dimensions (WxHxD) (mm.)	100 x 140 x 300	100 x 140 x 300	100 x 140 x 300	140 x 180 x 326	140 x 180 x 326	140 x 180 x 326
Weight (kg.)	4.6	5.2	5.5	11.2	13.2	14.5
Environmental						
Operating Temperature (°C)	0 - 40	0 - 40	0 - 40	0 - 40	0 - 40	0 - 40
Operating Relative Humidity (Non-condensing) (%)	0 - 90	0 - 90	0 - 90	0 - 90	0 - 90	0 - 90
Online Thermal Dissipation (BTU/hr)	99	102	109	167	198	225
Certifications						
Certifications*	CE	CE	CE	CE	CE	CE
RoHS	Yes	Yes	Yes	Yes	Yes	Yes

*Certifications may vary according to different regions. Visit www.cyberpower.com for more information.
#All specifications are subject to change without notice.